

# Horses + Kids!

The official Learn About Horses newsletter.

Welcome, reader, to another edition of Learn About Horses' fantastic newsletter, **Horses+Kids!** This exclusive, quarterly publication is just for you and all those horsecrazy kids out there.

In this newsletter I am focused on entertaining you with my step-by-step craft ideas, book and movie reviews, short story, expanding your mind with my breed profile and riding tip, and finally giving you a laugh with my funny photo and horsey joke.

There is also a shout out section at the end of this newsletter where you can ask me, Jessica, (author of *The Black Stallion* series and creator of Learn About Horses) questions, tell us a bit about you and your pony or just let your friends know that you are thinking of them.

Well, I hope you enjoy reading the newsletter and have fun trying out the crafts. Remember to visit Learn About Horses ([www.learn-about-horses.com](http://www.learn-about-horses.com)) for all things horsey!

## Breed Profile



**Name:** The Andalusian

**Height:** 15 hands to 15.2 hands

**Colour:** Mainly bay, light grey, dappled grey and "mulberry"

**Best suited to:** The Andalusian is a good all rounder, but are especially good at a special form of dressage called the High School or *haute école*.

**Brief history:** With breeding that goes back to Spanish and North African bloodlines, the Andalusian horse is not a very fast animal, but has excellent gaits. Andalusians have long, wavy manes and tails. The heart of the Pure Spanish Horse world is in Andalucía, southern Spain, and 'Andalusian' is a term that is generally used to describe a Spanish-type equine.

The Andalusian is a very quiet and reliable equine which has made them very popular throughout the world. In America there is a registry for Andalusians, which includes Spanish/Portuguese crosses or those which can show Spanish or Portuguese blood. In Europe and elsewhere in the world there is no such register and Andalusian is not recognised as a breed.

They aren't the tallest of horses but they have very compact and muscular bodies. They stand from about 15 to 15.2 hands. Andalusians had to survive some pretty tough times to still be living as a breed today. Their survival is mainly credited to the Carthusians who became very good at horse breeding and keeping the breed pure.

This purity of the breed is probably why the Andalusian has been used to influence so many other breeds in the world. The amazing dancing Lipizzaner is direct descendant of the Andalusian horse and the Frederiksborg horse, the Friesian horse, the Oldenburg horse, the Holstein horse and the Connemara horse are all heavily influenced by this great Spanish equine.

For more information on Andalusian horses, go to [www.learn-about-horses.com/andalusian-horse](http://www.learn-about-horses.com/andalusian-horse).

## *Riding Tip for Beginners*



You do not have to be a professional horse whisperer to gain your horse's trust! You can start right now when you are a beginner by following these simple tips:

**Always speak to your horse or pony in a calm, friendly voice.** Do not shout or scream or yell. Horses – like most animals – can sense how you are feeling from what your voice sounds like. Remember, if you are relaxed and happy, your horse will be as well!

**Do not come up behind your horse or directly in front of him.** Because horses' eyes are on the sides of their heads, they cannot see directly in front of them or right behind them. If you keep on "sneaking" up on your horse, he will get anxious. Approach him from the side where he can see you.


**Never run around or make sudden movements when you are around your horse.**

Do everything smoothly and calmly. Horses only ever rush around when something is not right, so if you are in a hurry all the time, it will make them antsy and nervous. Being relaxed will reassure your horse that everything is okay.

### **Be gentle and firm when handling your horse.**

When you display gentleness, it lets your horse know that you care about him. Firmness is necessary for your horse to know that you are confident and in charge and that he cannot boss you about.

**If possible, try to follow the same routine whenever you are at the stable.** Doing things differently every time will make your horse unsure.



**Title:** Thunderhead

**Author:** Mary O'Hara

**Pages:** 279 (Egmont Classics)

*Thunderhead* is the second book in Mary O'Hara's amazing trilogy. It stars Ken McLaughlin, his mare Flicka and Flicka's new little colt, Thunderhead.


White as snow, wild as a mountain lion and stunning as they come, Thunderhead has the makings of a champion racehorse. There is only one problem, however: the young colt hates humans. Ken soon discovers that his precious mare's colt is a throwback to the Albino, the renegade stallion that used to terrorize the McLaughlins' horse stud farm in the wilderness of Wyoming.

Can Ken befriend the unmanageable colt and turn him into the champion he could be? Or will Thunderhead follow his great-grandfather's path and turn Ken's dream into a nightmare?

I thoroughly enjoyed *Thunderhead*, finding it both gripping and moving. If anything, it is even better than *My Friend Flicka*.

For more great horse book reviews, go to [www.learn-about-horses.com/horse-books](http://www.learn-about-horses.com/horse-books).

### *Movie Review*



**Title:** The Black Stallion

**By:** Walt Disney Pictures

**Run time:** 112 minutes

The original and unbeaten *Black Stallion* movie was one of the most-praised movies of 1979. Now, do not be put off by that date! This movie is still as good as it was 32 years ago.

Onboard a ship on a turbulent journey, Alec Ramsey encounters “The Black”, a magnificent Arabian stallion that steals his heart . . . and saves his life when the ship sinks and Alec is left as the only survivor.

Trapped on a desert island, Alec and The Black form a strong bond. After they are rescued and carried back to the USA, they hook up with a famous ex-jockey who shares Alec’s dream of turning The Black into the greatest racehorse the world has every seen.

This is a very moving movie, although only those with a touch of “horse-madness” will truly appreciate it. The cinematography is incredible and the acting is quite outstanding. The Black is completely captivating and will have all the Arabian fans in fits of jealous when they see Alec riding him bareback on the beach.

Younger children may find the way The Black is treated disturbing and/or be very frightened by the shipwreck scene, though most kids above the age of 8 should be able to handle it.

For more about the Black Stallion series, go to [www.learn-about-horses.com/the-black-stallion](http://www.learn-about-horses.com/the-black-stallion).

## *Horsey Joke*



A pony comes galloping into the doctor’s office, crying, “Doctor, Doctor! I think I’m getting sick!”

The Doctor smiled and replied, “Don’t worry. I think you’re just a little hoarse.”

---

**Q:** What animal has more hands than feet?

**A:** A horse!

Got a horsey joke that I haven't heard yet?  
Email your submissions to me at [HorsesKids@learn-about-horses.com](mailto:HorsesKids@learn-about-horses.com) with "Learn About Horses – horsey joke" in the subject line and if I like it I will put it in the next edition of **Horses+Kids!**

### *Funny Photo*



In the last edition, we had the picture above and you submitted what you thought the horse was saying. Here are some of the best submissions:

**Katie, (10):** Hey, are you getting my best angle?

**Miranda, (12):** A little more to the right . . . no, to the left. . . . Yes, that's the perfect shot!

**Lillian, (11):** Did I get my mascara right this time?

**Jamie, (8):** How do I look?

**Terry, (13):** You know, I totally told my mane-dresser than this buzz-cut wouldn't suit me!



What do you think the horse in the picture above is saying? Email your submissions to me at [HorsesKids@learn-about-horses.com](mailto:HorsesKids@learn-about-horses.com) with "Learn About Horses – funny photo" in the subject line. The best submissions will appear in the next edition of **Horses+Kids!**

### *Step-by-Step Crafts*

The craft for this edition is how to make carrot and apple cinnamon toast.

### **Ingredients:**

6 slices of white bread  
2 eggs  
2 tsp of ground cinnamon  
4 level tablespoons of golden sugar  
30g (1 oz) of butter

### **Utensils:**

1 bowl  
1 frying pan  
1 spatula  
1 fork  
1 plate  
1 bread board  
1 knife  
1 pair of scissors

### **Instructions:**

First cut out the carrots and apples pattern I have created on the last page of this newsletter using your scissors. This will be your template for the cinnamon toast.

Then place your slices of bread on the bread board. Put the templates for either the carrot or the apple on top of the bread and, using a sharp knife, carefully cut the pattern out. You should get at least three carrots and three apples from your six pieces of bread.

Break both of the eggs into the bowl and add the cinnamon and half of the sugar to the egg.

Beat the egg, sugar and cinnamon together with the fork until the yolks are broken and the sugar and cinnamon is mixed in.

Heat the butter in the frying pan until it is melted, then turn down the heat of the pan just a little so that your toast will not burn.

Dip the carrots and apples in the egg mixture, covering both sides in it.

1. Fry the carrots and apples on both sides for about 2-3 minutes until they are browned.


Using the spatula, lift the toast out of the frying pan and place them on the plate. Remember to turn the heat off!

Sprinkle the remaining sugar onto the carrots and apples while they are warm. Wait about a minute for the toast to cool, then enjoy.

Why don't you invite some friends around to make the toast with you? Baking is always more fun when you do it in groups. There are also more people to share the washing up afterwards.

Oh, and do not forget that you can give the leftover scraps of bread to your favourite horse. They always like a treat of bread every now and again. Have fun!

## Short Story



### The Adventures of Tinker

#### Part 2

“Oh, no!” a devastated Tinker exclaimed miserably. Struggling to his feet, he watched as the slender mare galloped away from him. He had wanted to impress her, to make a good first impression, but all he had succeeded in doing was scaring her out of her wits!

“That’s exactly what I’m thinking, old chap,” Darcy, the ageing English Thoroughbred, commented. “You certainly made an entrance there.”

“No kidding.” Tinker shook himself and huffed sadly. “There’s no way that she’ll ever look twice at me again.”

Boyttjie, the Jack Russell terrier, and Colleen, the tortoise-shell cat, padded over to stand next to the two horses by the neighbours’ fence.

“Well, my bru, you certainly made a mess of that!” Boyttjie remarked cheerfully, completely immune to the wounded look on Tinker’s pinky-brown face.

Colleen batted Boyttjie with a well-aimed paw. The young dog yelped and shuddered away from the saucy female feline.

“Oh, don’t be so hard on him, you oaf!” she scolded. “Can’t you see that he’s upset?”

“And who’s he? The cat’s mother?” Tinker joked drily.

The other animals cracked up laughing and even in his miserable state Tinker felt the corners of his mouth lift up in a half-hearted smile. It was wonderful to have such a devoted group of friends around him, even if they did clash sometimes.

Suddenly, a calling voice from across the river caught the friends’ attention. “Yoo-hoo! Tinky! Darcy! Boyttjie! Colleen!”

They glanced up to see James Campbell, their owner, walking towards them, his auburn hair tousled and a picnic basket in one hand.

“Come on, guys! What are you waiting for? I brought lunch!” James called.

The word worked like a magic charm on the four, ever-hungry animals. They bounded over to James, greeting him with nuzzling noses and purrs and yaps and nickers.

“Did you bring any apples?” Tinker asked, trying to stick his nose inside the picnic basket.

“What about carrots?” Darcy inquired.

“I asked for tuna!” Colleen demanded upon discovering a packet of biltong.

“Hey, that biltong belongs to me!” Boyttjie yapped.

**“QUIET!”**

James had finally lost his cool.

“Sit down, all of you!” he commanded, looking formidable and cross despite his ruffled, somewhat goofy appearance.

Boyttjie sat. Colleen sat. Even Tinker attempted to sit, but Darcy gave him a smarting, decisive kick to remind him that only performing circus ponies sat on their rear ends and that no decent horse would stoop that low.

“Now stay,” James said in a kinder tone, “and wait *patiently* until I have unpacked everything.”

So they watched James unpack that wonderful picnic basket, laying dishes and dishes of glorious food on the red and white stripy picnic blanket. Cheese and tomato sandwiches; flavoured yoghurts; a bowl of baby carrots and Pink Lady apples; biltong and crackers with cream cheese; even a dish of canned tuna for Colleen.

Once everything was laid out, they all tucked in. Eating all those delicious apples and carrots somehow made Tinker feel a bit better about scaring the pretty British Riding Pony next door.

Soon, the majority of the food was gone – in fact, only an apple and two flavoured yoghurts remained, and they would not be eaten, for the animals and their owner were so full that they could not even dream of having another bite.

“Well, I feel just like a turkey on Christmas Day – completely stuffed!” James declared happily. He quickly packed the remainder of the food away. “I’ll be back later to see you off to bed,” he called as he tramped back up the hill to his house.

“I think I shall follow him back to the house,” Colleen said with a big, toothy yawn. “It’s time for me to find a nice patch of sunlight to curl up in. So long, fellas!”

With James and Colleen gone, only Boytjie, Darcy and Tinker remained. They decided to set their minds to the task before them: somehow giving Tinker the opportunity to make things right with the mare next door.

Boytjie’s suggestion hardly went down well with the horses. “Perhaps you could just march right up to that fence and yell, ‘Hey, babes! How’s about a drink? I know this great water trough . . .’

“Boytjie,” Darcy cut in, “that sort of speech might work for you dogs, but we horses are *far* more sophisticated.” Turning to Tinker, he said, “Look, James forgot that last apple when he was packing away the picnic leftovers. Why don’t you cross over into their property and give it to her . . . as a peace offering, perhaps?”

“That sounds great,” Tinker agreed as they made their way to the border between Little Brook and Lazy Grass Estates, “but what about the fence.”

At this query, Darcy chuckled and a gleam entered his soulful brown eyes. “Ahh, you forget that I was once a young colt locked in a paddock with many other boisterous youngsters my age. We learnt . . . err, certain tricks that can come in handy in situations like this.”

With that, Darcy lipped the latch of the gate that joined the two properties. Catching the metal slider in his teeth, he jerked it backyards and the gate swung open.

“Pretty cool,” Tinker nodded, carefully gripping the apple in his teeth, trying very hard not to leave any bite marks in its rosy skin.

“Be quick about it,” Boytjie warned. “I’ll bet my stump of a tail that if they find you in there, there will be trouble.”

Tinker nodded and cautiously stepped through the opening. He was in. Now all he had to do was find that beautiful mare and hope that she was willing to forgive him for acting like a clown.

To be continued in

The Adventures of Tinker

Part 3

If you liked this story, I am sure that you will be interested in one of my books. To find out more about them or to purchase one, go to [www.learn-about-horses.com/horse-book-reviews](http://www.learn-about-horses.com/horse-book-reviews).

If you are just looking for other horse books or series to read, try my horse book reviews at [www.learn-about-horses.com/horse-book-series](http://www.learn-about-horses.com/horse-book-series) or [www.learn-about-horses.com/horse-books](http://www.learn-about-horses.com/horse-books).

## Shout Out

Terry says . . .

*I just wanted to say hi to my best friend Kristy and to all the other horse crazy readers. Horses rock!*

Want your shout out to be in the next edition of **Horses+Kids!**? Email your submissions to me at [HorsesKids@learn-about-horses.com](mailto:HorsesKids@learn-about-horses.com) to tell me about your special horse, yourself or say hi to some of your friends.

Remember to put the words “Learn About Horses – shout out” in the subject line of your email so that I know you want to be in the newsletter.

## Q and A

Jamie: *There are some very nice horses that live just down the road from me. I want to give them carrots, but my mom is afraid that*

*I'll get bitten. Is there any way I can give them carrots without getting hurt?*

Jessica: *I'm very glad that your mom wants to protect you, Jamie. Lucky for you, there is a way to give horses treats without accidentally getting nipped. Make sure that your hand is flat with only a slight indentation in your palm where the treat is. It is most important that you keep your thumb pressed against the side of your hand so that the horses don't think that it is a carrot and accidentally bite you. If you do this, you should be perfectly safe.*

Have you got a horse-related question that needs answering? Email your submissions to me at [HorsesKids@learn-about-horses.com](mailto:HorsesKids@learn-about-horses.com) with “Learn About Horses – horse question” in the subject line and I will answer it in the next edition of **Horses+Kids!**

---

Well, that's it for this edition of **Horses+Kids!** I really hope that you enjoyed it and that you have as much fun reading the next edition in three months' time. Enjoy your horses and



Jessica Young

stay safe!

*Templates, Cut-outs, etc*

