

HORSES+KIDS!

The official Learn About Horses newsletter.

Welcome, reader, to another edition of Learn About Horses' fantastic newsletter, **Horses+Kids!** This exclusive, quarterly publication is just for you and all those horse crazy kids out there.

In this newsletter you will find . . .

- a horse breed profile;
- a horse riding tip for beginner riders;
- a horsey book and movie review;
- my favourite photograph for this edition;
- a fun, step-by-step guide to a horsey craft;
- the all-new *Spotlight On* section;
- and an update from our official partners, Team Joyce and *Watch Volta Grow!*

Remember to visit Learn About Horses (www.learn-about-horses.com) for all things horsey!

Kind regards,

Jessica

Who is Jessica?

Jessica Young is a teenage author who lives in South Africa. She is a devoted follower of Jesus Christ and strives to please the Lord in everything she does. Jessica lives with her parents, three siblings, two dogs and a number of chickens. When she completes her schooling, it is her desire to study journalism or enter some other literature faculty at university.

*Jessica has been writing since the age of eight when she began composing one-page stories for a horse-crazy friend of hers. Her first proper book was originally titled *The Black Stallion: Zambia* and was completed at age thirteen (now under the title *Ace's Trilogy: Home*). Though she had written several other novels by the time she turned fourteen, she struggled to get them published. Aside from writing books, Jessica has done several articles for South African magazines and created two websites. She plans to follow in the footsteps of Jane Austen and 'live by her pen'.*

BREED PROFILE



Name: The Akhal Teke

Height: 15.1-15.2hh

Colour: an odd golden sheen, but also bay, chestnut, grey and black

Best suited to: show jumping, endurance racing, general riding purposes, horse racing (only in select areas)

Brief history

The Akhal Teke horse is a truly amazing and abnormal equine. It is also known as the Turkmen, which relates to the area of the world it comes from, that is, the deserts of Turkmenistan, a region to the north of Iran and to the east of the Caspian Sea.

It is highly likely that the Turkmen used a fair amount of Arabian and Persian blood in refining their Akhal Teke horses, but because of their incredibly isolated location, a minimal amount of traditional riding horse (such as Thoroughbreds and Cobs) blood was introduced. It was also due to this extreme region that the Akhal Teke gained its lean shape and great speed.


Despite the fact that their appearance is very striking, unusual and even beautiful, Akhal Teke horses suffer from numerous conformation issues. Their backs are very weak; their rib cages too shallow; their loins lacking in strength. Because of the desert's heat, their manes and tails are very sparse and their skin is unusually thin, making them highly unsuited to life in colder countries such as the British Isles or most European countries. By far the worst of their defects is the long, elegant hind legs which unfortunately are often sickle-shaped and cow-hocked.

This breed of horse is renowned for their devotion to their owners. This may be due to the method of training that a young horse was trained by. An Akhal Teke in training would be kept alone and treated unkindly by everyone but his owner. This made these horses become incredibly devoted, but with a slightly difficult temperament.

As one would expect, the Akhal Teke has incredible stamina and the ability to perform on very little feed. They have even been used in the development of other horse breeds. However, they are not recommended for young or inexperienced riders as they have a slightly difficult temperament and are rather spirited.

For more information on Akhal Teke horses, go to www.learn-about-horses.com/akhal-teke-horse.html.

RIDING TIP FOR BEGINNERS



How to put a bridle on:


1. Approach the horse on his left side and unfasten his head collar. After you slip it off his head, reattach the headpiece around his neck.
2. Hold the bridle in your left hand by the headpiece, then take hold of the reins in your right hand and put them over the horse's neck.
3. Put your right arm underneath the horse's jaw and hold the rest of the bridle in your right hand, but make sure that you keep the bit in your left hand.
4. Press the bit against the horse's lips. If the horse does not open his mouth, wiggle your finger in the corner of his mouth where he has no teeth. This should make him open his mouth, and then you can slide the bit in gently.
5. Once the bit is in the horse's mouth, put the headpiece over his ears, folding each ear down gently to do so.
6. Carefully remove the horse's forelock from underneath the browband, then smooth out any pieces of the horse's mane that may be tangled under the headpiece.

7. Reach under the horse's jaw and grab the right-hand strap of the throatlash. Make sure that it is not twisted, then fasten it onto the buckle on the left-hand side.
8. Once the throatlash is fastened, you should be able to slide your four fingers in between it and the horse's cheek; if you cannot, then it is too tight.
9. Fasten the noseband behind the horse's jaw. The straps should go underneath the rings of the bit, not over them.
10. You should be able to slide two of your fingers in between the horse's nose and the noseband. If you can, then you are all done!

Remember to always:

- double-check that all of the straps are fastened;
- that none of the straps have been buckled too tight;
- that all the loose ends of the straps have been slipped firmly into their keepers;
- that you unfasten the head collar from around the horse's neck once you have put his bridle on
- and that the bit is sitting comfortably in the horse's mouth.

BOOK REVIEW



Title: Green Grass of Wyoming

Author: Mary O'Hara

Pages: 200+

This deep, emotionally-charged book is the final episode in the classic trilogy by Mary O'Hara. After the dramatic events of *Thunderhead*, Ken McLaughlin released his white stallion into the wild, leaving him in the sanctuary of the Valley of the Eagles. However, being a resourceful horse, Thunderhead has escaped from the valley and is now roaming wild and stealing mares from the surrounding ranches.

Among the runaway mares seduced by the powerful stallion is the irreplaceable racehorse filly, Crown Jewel. She belongs to Carey Marsh, the charming young lady who resides near to Ken's farm. As the fates of their beloved horses are linked together, it is only natural that


both Carey and Ken should be thrown together also. Perhaps there is a possible romance blooming between the two young horse-lovers as Ken pursues his stallion through three whole states.

Green Grass of Wyoming is a very compelling book. From what I remember, it is entirely safe for young readers, although I must add that the issues and conflicts faced by Nell (Ken's mother) will probably confuse or go over the heads of most child readers.

For those who are more visual, there is also a film adaption of this novel, which I recall as being completely marvellous, as with all of the *Flicka* movies.

For more great horse book reviews, go to www.learn-about-horses.com/horse-books.html.

MOVIE REVIEW



Title: Dreamer

Starring: Kurt Russell; Dakota Fanning; Kris Kristofferson; David Morse

Run time: 102 minutes

Cale Crane's (Dakota Fanning) father, Ben (Kurt Russell), works as a racehorse trainer for wealthy and arrogant horse breeder, Everett Palmer (David Morse). The web of relationships within the Crane family is tense and complex: Ben neglects Cale and her aspirations due to his passion for his job, and Ben and his father, "Pop" (Kris Kristofferson), hardly ever get along.

One morning, Cale accompanies her father to one of the races, only to witness the horrendous injury of her father's favourite Thoroughbred mare, Soñador ("Dreamer" in English). Palmer demands that the wounded horse be put down, but with his daughter watching, Ben is unwilling to destroy the promising young horse's life. Desperate to spare the beautiful mare, Ben makes a bargain with his boss.

Ben is ultimately fired by Palmer, but allowed to take Soñador back to his home. Despite the fact that he is now unemployed and that no one believes that Soñador will ever fully recover, Ben is determined to help the mare make a comeback. Perhaps, with this fragile horse at the centre of all the events, the Crane family will be able to reconnect.

Dreamer is a lovely, touching film. It has a keen sense of reality, especially when you consider that it is inspired by the true story of promising Thoroughbred mare, Mariah's Storm, who suffered the same injury as Soñador in 1993, but made a stunning return the following year.

For more about Thoroughbred horses, go to www.learn-about-horses.com/thoroughbred-horse.html. For more great horse movies, visit www.learn-about-horses.com/horse-movies.html.

MY FAVOURITE PHOTOGRAPH



Alabama, an Appaloosa stallion

STEP-BY-STEP CRAFTS

This craft tells you how to make your own customized herd of paper horses!

What you need:

- The drawn outlines of the horses, which can be found in the templates section at the end of this magazine
- Pencils, pens, markers and anything else that you might want to use to give your horses an unique and authentic coat
- Scissors

Instructions:

1. Print the pages of this magazine that have the pre-drawn outlines of the horses on them. Ask your mom or dad whether the printer has enough ink first and if you are unsure of what to do, get them to help.
2. Once you have printed the horses, go to www.learn-about-horses.com/horse-colours.html. On this page of my website I have listed and described all of the colours that horses can be. This should give you a few ideas about what colours to make your herd.
3. After all of the colouring in is done, it's time to cut your horses out. Make sure to do it neatly, paying attention to detail! If you need help or aren't so sure that you will cut them out nicely, ask mom or dad or an older sibling for help.
4. You're almost done! The last thing you need to do is name your horses. When I was younger, I had dozens of different paper horse herds. Every single one of my horses had personal names, stories and appearances. My favourite herd was based on the timeless equine characters of the classical series, *The Silver Brumby*, by Elyne Mitchell. If you want, you could name your horses after the characters in your favourite horse books.

TOP TIP:

If you look at the bottom of my horse colours page, you will see a heading entitled **Exotic Horse Colours**. Why don't you try to replicate one or two of these on your horses? If you are really feeling adventurous, you could even create a fantasy herd of horses in all the specular rainbow colours!


My obsession with paper horses as a young girl started a bit of a horsey fad about my friends. They all started making their own paper horse herds too. We used to get together and exchange and swap horses and have huge paper horse games. It was fantastic. Why don't you share this e-zine with your horse crazy friends so that they can join the fun too?

TAKE NOTE!

If you are reading this magazine in the email format, you will not be able to see the paper horse outlines that you need for this craft. To remedy this problem, just go to www.learn-about-horses.com/online-horse-magazine.html and download **Horses+Kids! Edition 3**, which can be found under the **Get past editions here!** header.

WATCH VOLTA GROW

Introducing the *Watch Volta Grow* project:



Have you ever wondered what it would be like to experience first-hand the maturing of a young colt into a stallion? Well, now with the *Watch Volta Grow* programme straight from Lal's Haven Warmbloods, you can!

By following *Watch Volta Grow*, you will be brought right into the everyday events of this beautiful horse's life. There will be details about his total weight, hair length, hoof size, colour changes, amount of teeth, etc. They will even note his first bath, free jumping experience, first trimming of his feet, his worming schedule, feeding regime and so much more!

Team Joyce want this whole process to be a live experience and hope others will watch Oaks Volta grow! We welcome any questions you may want answered and hope to make this live interaction and journey a long and fulfilled one with us. In the end, Oaks Volta will stand at stud for anyone wanting to breed a fine youngster of their very own!

“Let us explain where it all began.”

(Written by Team Joyce)



Looking through a Horse Sale Magazine we saw an ad for Oaks Volta. He was a 6 month old colt foal and said to grow to about 16.1hh. Team Joyce was very excited and knew he was exactly what we were after. We brought him home ourselves in our truck; it was a very long trip traveling from The Oaks in Sydney, but Volta travelled perfectly and off-loaded very keenly to say the least. He was very pleased to lie down in his stable and have a roll. He ate his hay and drank his water and seemed to settle very well beside LH Beckham.



We decided LH Beckham would be his buddy so by placing them next to each other we could then create a bond we hope. Over the next week we noticed they had become friends and would nudge each other regularly. When LH Beckham wanted a pat over the stable door Oaks Volta would ask for one to in no time as well.

The monthly write-ups on the Lal's Haven Warmbloods website include his type of feed and how much he gets each day, his first hoof trimming, worming and a good look at his teeth. All this and more is detailed; we even have pictures and video footage!

Have a go at guessing Oaks Volta's weight for next month and win!



In November, his weight was 295kg

In December, his weight was 310kg

In January, his weight was 335kg

In February, his weight was 375kg

In March, his weight was 400kg

In April, his weight was 434kg

In May, his weight was 466kg

Do you want to win some fantastic prizes from the sponsors of *Watch Volta Grow*, Barastoc, Ker, and Pakenham Produce & Saddlery Store, and E.F.O.? **All you have to do is guess what Volta's weight will be next month (June).** The contest opens on the 15th of June and the winner will be announced on the 1st of July.

You can enter your guess in a comment on:



Facebook (<http://www.facebook.com/WatchVoltaGrow>)

You could also enter by clicking on the link to the **Guess Volta's Weight June** page on the **Lal's Haven Warmbloods website** (www.lalshaven.com.au/). This link will appear under the **Latest News** heading on the right-hand sidebar. **Please remember to note the day and time that you lodged your guess if you enter on the website.**



Go to www.lalshaven.com.au/category/watch-volta-grow/ for more information.

SPOTLIGHT ON

Hannah

(Written by Alanna from Canada)

Hannah is a chestnut mare with a flaxen mane and tail. I think she is 18 years old, and she has a white blaze that's almost a white face; her back feet have stockings and her front has socks. She isn't my horse, but we have a strong bond! I trust her, and she trusts me back. In one of our last contests, another rider had to ride her to, taking turns, and when she tried to get her walking she turned her head and stared at me with a face that said, "Help me!" It was the cutest thing!

Hannah has arthritis in her back legs, but she still canters perfectly! She is no longer allowed to jump or compete in any hardcore gymkhana races, but I was cantering around pylons and she wouldn't turn away from one and jumped right over it! I have never jumped before, because I ride western, but after that, I want to start English!



One event, the walk/trot trail, we had to get off, drop the reins, run and touch a pylon, run back, and get on your horse. If the horse was half way down the riding ring, we had to go catch them. Hannah didn't even move an inch! She just stared at me, like I was a dog walking by!

Anyway, if I could, I would buy her, but we don't have the money. We don't even own a farm; I just go there for lessons, because she works with my mom at a school. Well, I hope you get a laugh out of this, thanks for reading!

P.S. When bareback, Hannah is a big comfy couch! She is part Draft and Quarter Horse! Also in the picture, Hannah's hair is braided, so it's hard to see the mane!

If you want to tell us about a horse that has influenced your life in any particular way, just go to www.learn-about-horses.com/my-horse.html and enter your submission. I would love to hear from you!

TEMPLATES, ETC.

